

Product Information

# dermosoft® 1388 eco

## The Product: dermosoft® 1388 eco

This multifunctional blend of organic acids from natural origin and moisturizing glycerol provides a number of cosmetic functions, such as masking, skin conditioning and pH regulating. Moreover, it shows an outstanding, broadband antimicrobial activity. Can be used alone in rinse-off products. In emulsions, the combination with natural compliant antimicrobial surface active substances allows working without traditional preservatives.

### CHARACTERISTICS

- INCI: Glycerin; Aqua; Sodium Levulinate; Sodium Anisate
- Appearance: Clear, colorless to light brownish liquid
- 100% naturally derived, already COSMOS approved and compliant with other standards for natural cosmetics (please contact us for further information)
  
- Cosmetic functions
- Hydrating: thanks to moisturizing glycerol
- Masking: gentle scent, but no interference with other fragrances
- pH-regulating, Anti-inflammatory <sup>1 2</sup> (see Literature Review on penultimate page)
- Antimicrobial activity
  
- Standalone solution for antimicrobial protection in rinse-off products
- In emulsions, synergistic boosting effect in combination with antimicrobial surface active substances
- Suitable for all types of emulsions and surfactant based products
  
- Easy to handle: liquid and clear water soluble
- Cold processable
- Recommended pH range: 4.0 – 5.5

### DOSAGE

Product Concept	Dosage
Emulsions	2.0 – 4.0 % + co-actives*
Surfactant based products	2.0 – 4.0 %
Aqueous based products	Max. 2.5 %

Note: the lower the pH, the lower the required dosage

\* In emulsions, it is advised to combine with boosting actives for full antimicrobial protection of the product.

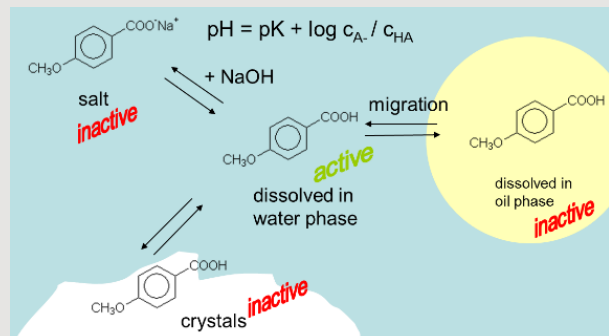
### ANTIMICROBIAL EFFICACY

Gram +	Gram -	Yeast	Mould
++	++	++	++

Legend: + = good, but needs a co-active | ++ = very good alone

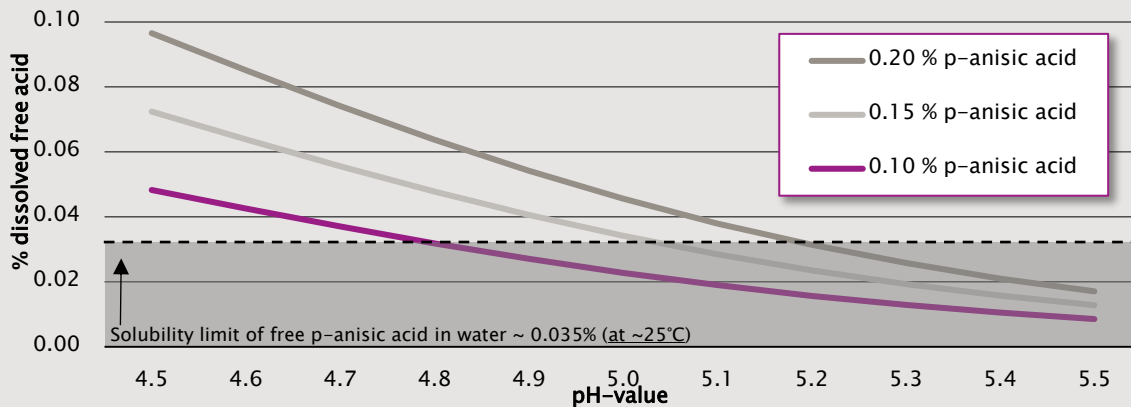
## How to work with dermosoft® 1388 eco

The use level of **dermosoft® 1388 eco** is limited by the solubility of its component **p-anisic acid** in water. There is an interdependency between the pH, the concentration and the solubility of p-anisic acid. Moreover, the temperature also influences the dissolution and recrystallization of the material. Overdosage or pH shifts may cause an irreversible crystallization of the p-anisic acid in the formulation. It is therefore recommended to check carefully that the raw material will not crystallize.



Only the dissolved free acid is antimicrobially active.

Free active p-anisic acid (pKa = 4.47) in water (at ~25°C)



### Lower pH

- less p-anisic acid can be dissolved
- more free acid will be in the solution
- more antimicrobial activity of the material
- consider solubility limit and recrystallization

### Higher pH

- more p-anisic acid can be dissolved
- less free acid will be in the solution
- less activity of the material

The addition of ethanol, surfactants, or glycols may improve the solubility.

In the end of the formulation process, the pH of the product needs to be adjusted to below 5.5.

## MANUFACTURING PROCEDURE (LABORATORY SCALE)

### For emulsions:

1. It is recommended to add **dermosoft® 1388 eco** to the water phase.
2. At the end of the formulation process, adjust pH to < 5.5 to regenerate the active p-anisic acid and levulinic acid.

### For surfactant based products:

1. Mix **dermosoft® 1388 eco** with the surfactants and proceed as usual.
2. Adjust the pH at the end of formulation process (see above).

*Note:* The pH of the raw material is 7.0–8.5 – consider the electrolyte input for your formulation.

### For aqueous based systems:

*Consider recrystallization of dermosoft® 1388 eco in aqueous based systems:*

Before the incorporation, the pH needs to be > 7. Therefore, mix **dermosoft® 1388 eco** ideally with the pure water phase.

1. Add the remaining components of the water phase and mix with the prepared solubilizer phase.
2. At the end of formulation process, carefully adjust the pH to below 5.5 to avoid recrystallization.

## FORMULATION ADVICE

<b>Compatible with</b>	Ethanol	
	Glycols	
	Surface active substances	
<b>Incompatibility</b>	Electrolyte-sensitive materials	
	Lecithin	
<b>For working with lecithins</b>	Hydrate lecithin first and add <b>dermosoft® 1388 eco</b> at the end of the formulation process	
<b>Dosage in aqueous based systems</b>	Max. dosage <b>dermosoft® 1388 eco</b> 2.5% + solvent (solubilizer)	
<b>Boost antimicrobial performance</b>	<b>In emulsions</b>	Combine with surface active antimicrobials ( <b>dermosoft® GMCY MB</b> or <b>dermosoft® GMC MB</b> )
	<b>In aqueous based systems</b>	Incorporate additional organic acid (e.g. <b>dermosoft® 700B</b> ) and/or water soluble boosting agents <b>Phenethylalcohol nat.</b> )

## APPLICATION IDEAS

Perfectly suitable for all kinds of emulsions, rinse-off products and tonics.

For more formulation ideas visit us at:

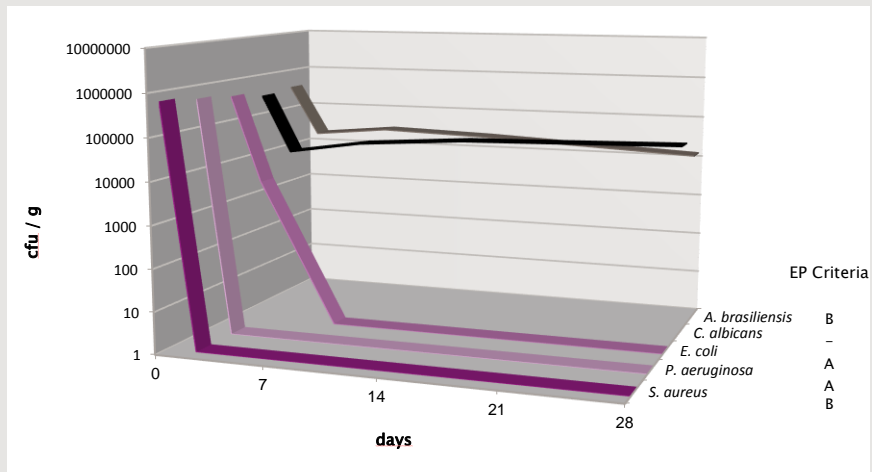
<https://www.dr-straetmans.de/en/products/>

## Proof of Performance

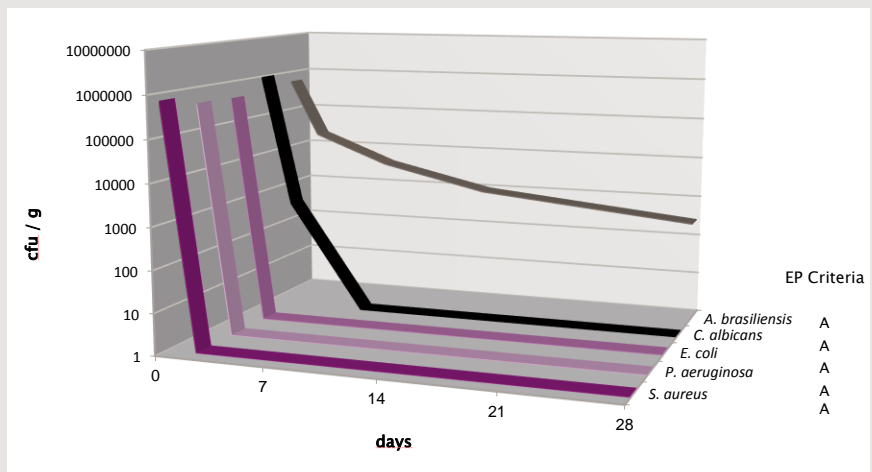
### MICROBIOLOGICAL CHALLENGE TESTS

Performance in O/W-emulsions used alone and boosted by wetting agents

Basic emulsion with 4.0 % dermosoft® 1388 eco (pH 5.4)

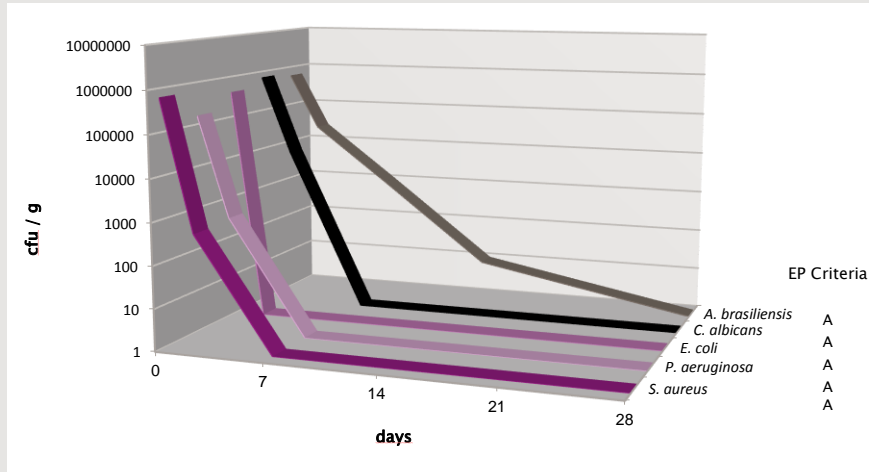


Basic emulsion with 3.0 % dermosoft® 1388 eco and 0.3% dermosoft® GMCY MB (pH 5.3)



Performance in surfactant based product when used alone

PEG-free Shampoo with 3.5 % dermosoft® 1388 eco (pH 5.3)



## Trade Information

<b>International Approval*</b>	EU, USA, Japan, Korea
<b>Packaging</b>	10 kg / 25 kg / 200 kg
<b>Shelf life (stored in original container)</b>	36 months

\* Information is based on our best knowledge and reviewed for the most requested regions only. We recommend to check current regulatory requirements in individual target countries. For more information contact our regulatory department or refer to our regulatory status statement.

## LITERATURE

Anti-inflammatory activity of p-anisic acid described in the following literature:

- 1 Singh, N. et al. (2006). "Crystal Structures of the Complexes of a Group IIA Phospholipase A<sub>2</sub> with Two Natural Anti-inflammatory agents, Anisic Acid, and Atropine Reveal a Similar Mode of Binding". *PROTEINS*, 64, 89–100.
- 2 Chen, S. (2011). "Natural Products Triggering Biological Targets– A Review of the Anti-Inflammatory Phytochemicals Targeting the Arachidonic Acid Pathway in Allergy Asthma and Rheumatoid Arthritis". *Current Drug Targets*, 12, 288–301.

For further information, please contact:  
sales-drs@evonik.com

This information and all further technical advice are based on our present knowledge and experience. However, it implies no liability or other legal responsibility on our part, including with regard to existing third party intellectual property rights, especially patent rights. In particular, no warranty, whether express or implied, or guarantee of product properties in the legal sense is intended or implied. We reserve the right to make any changes according to technological progress or further developments. The customer is not released from the obligation to conduct careful inspection and testing of incoming goods. Performance of the product described herein should be verified by testing, which should be carried out only by qualified experts in the sole responsibility of a customer. Reference to trade names used by other companies is neither a recommendation, nor does it imply that similar products could not be used.

**Evonik Dr. Straetmans GmbH**  
Merkurring 90  
22143 Hamburg, Germany  
Phone +49 40 669356 0  
Fax +49 40 669356 310  
[info-drs@evonik.com](mailto:info-drs@evonik.com)  
[www.dr-straetmans.de/en](http://www.dr-straetmans.de/en)